



Stereoselective Michael Addition Reactions of 5-Glyco-4-nitrocyclohex-1-enes

P. Areces, M. V. Gil, F. J. Higes, E. Román* and J. A. Serrano

*Departamentos de Química Orgánica y Química Inorgánica, Facultad de Ciencias, Universidad de Extremadura
06071, Badajoz, Spain, email: roman@unex.es*

Received 8 July 1998; accepted 7 September 1998

Abstract

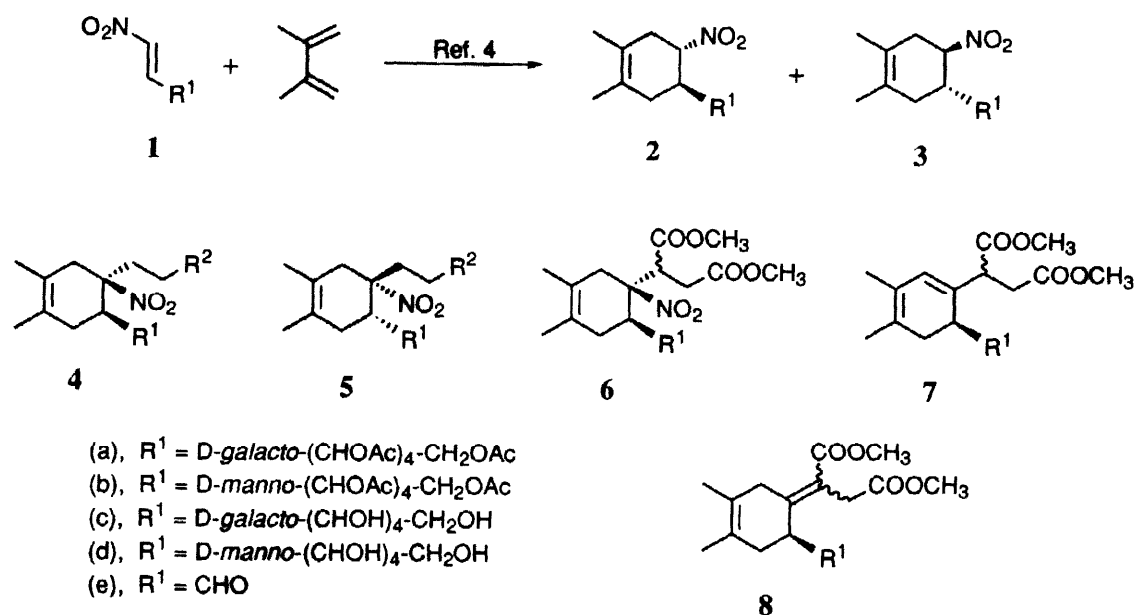
Michael additions of 5-glyco-4-nitrocyclohex-1-enes (**2** and **3**) proceeded in a stereoselective way, leading in each case to single adducts in which the electron-deficient alkenes add on the C-4 of the cyclohexene rings, in a *trans* mode to the adjacent, sterically demanding, sugar side-chain. When dimethyl maleate or dimethyl fumarate and 1,8-diazabicyclo[5.4.0]undec-7-ene (DBU) were used, there was *in situ* elimination of nitrous acid, and the product consisted in a 1:1 mixture of the epimeric α,β -unsaturated esters **7**. © 1998 Elsevier Science Ltd. All rights reserved.

Keywords: Michael reactions; Nitro compounds; Stereoselectivity; Cyclohexenes

The Michael addition reaction constitutes one of the most important preparative methods in organic chemistry. Among the plethora of nucleophiles that can be used in those carbon-carbon bond-forming processes [1], aliphatic nitro compounds are of increasing importance because of their remarkable versatility, since the nitro group can be transformed into various functionalities [2]. Moreover, in recent years considerable efforts have been made in the development of highly diastereo- and even enantio-selective methods, allowing the control of absolute stereochemistry [3]. In this sense, the easy availability of chiral nitro compounds should increase the synthetic usefulness of this methodology.

In previous papers [4], we reported on the preparation of stereochemically pure 5-glyco-4-nitrocyclohex-1-enes (**2** and **3**), which were obtained by Diels-Alder reactions between the sugar-derived nitroalkenes **1a** or **1b** and 2,3-dimethylbuta-1,3-diene (Scheme 1).

We present here our results of stereoselective Michael additions between chiral nitro compounds **2** or **3** and several electron-deficient alkenes. In all cases, the reactions were carried out at room temperature for 12–24 h, with acetonitrile as the solvent, and 1,8-diazabicyclo[5.4.0]undec-7-ene (DBU), 1,1,3,3-tetramethylguanidine (TMG) or triethylamine (TEA) as the basic catalysts (see Table I).



Scheme 1

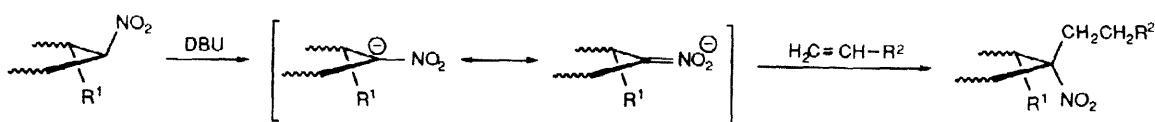
Table I. Michael additions with 5-glyco-4-nitrocyclohex-1-enes **2** and **3**.

Compound ^a	R ²	Base (equiv.)	Yield (%) ^b
4a	COOCH ₃	DBU (1.15)	60
4a	COCH ₃	TMG (0.09)	82
4a	CHO	TMG (0.09)	44 (*)
4a	CN	TMG (0.09)	60
5b	COOCH ₃	DBU (1.15)	89
5b	COOCH ₃	TMG (0.09)	54
5b	COOCH ₃	TMG (1.15)	91
5b	COCH ₃	TMG (0.09)	65
5b	CHO	TEA (1.60)	36 (*)
5b	CN	TMG (0.09)	85
4b	COOCH ₃	DBU (1.15)	35 (*)
4b	COCH ₃	TMG (0.09)	44 (*)
4b	CHO	TMG (0.09)	43 (*)
4b	CN	TMG (0.09)	50 (*)
6a	-	TMG (1.15)	91
7a	-	DBU (2.0)	88

^a All compounds were crystalline except for those marked (*), which were isolated as amorphous solids. ^b Yields refer to pure isolated products.

The crucial point to be studied for the above processes was the stereoselectivity of the Michael additions; in this way, the NMR spectra of the crude mixtures showed that only one of the two possible diastereomers was formed in each case. Thus, the Diels-Alder adducts **2a** and **2b** led exclusively to products of the type **4** (or **6**), whereas the Diels-Alder adduct **3b** yielded exclusively compounds of the **5** series. Hence, the Michael reactions were completely

stereoselective, the products being the result of the addition of the electron-deficient alkenes on the less-hindered face of the intermediate carbanion; i.e. the opposite to that is occupied by the sugar side-chain (Scheme 2).



The structures of the new compounds (4-7) are based on elemental analyses and spectroscopic data (IR, ^1H and ^{13}C NMR). For compound **4a** ($\text{R}^2 = \text{COOCH}_3$), the absolute configuration at C-4 was unambiguously determined by single crystal X-ray crystallographic analysis [5], the result of which is shown in Fig. 1. The opposite configurations at C-4 for compounds **4a** ($\text{R}^2 = \text{COOCH}_3$) and **5b** ($\text{R}^2 = \text{COOCH}_3$) were deduced from data of their respective nitro aldehydes [6] **4e** and **5e**, which showed spectral identity and nearly equal and opposite values for their optical rotations. For all the remaining products we have obtained, the configuration at C-4 is based on the close resemblance between the ^1H NMR spectra within each series; thus, the ranges in which the H-5 proton appears are: (a) 2.67-2.78 ppm, (b) 2.93-2.99 ppm, and (c) 2.43-2.44 ppm for compounds in the series **4a**, **5b**, and **4b**, respectively.

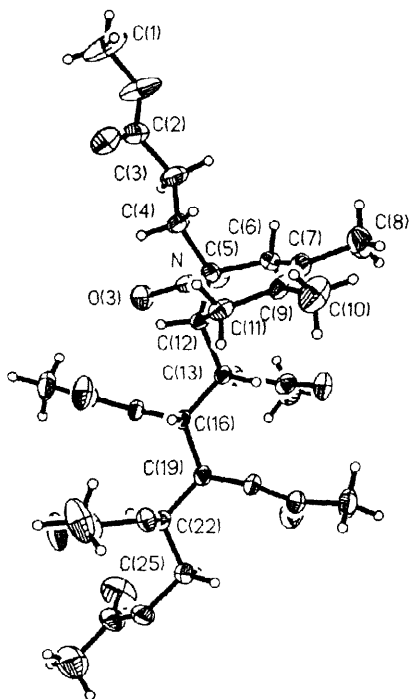


Figure 1. X-ray crystal structure of compound **4a** ($\text{R}^2 = \text{COOCH}_3$).

On the other hand, we have also studied the Michael reactions of **2a** and dimethyl maleate or dimethyl fumarate. The results we found were identical for these two alkenes and, although the stereochemistry at C-4 in the products is only tentatively assigned, we suppose that it is the same as above cited (see Scheme 2). The compounds we obtained depended on the basic catalyst and temperature; thus, with TMG (1.15 mol) at 0°C , a 1:1 mixture of the epimers **6** was formed quantitatively, whereas with DBU (2.0 mol) at room temperature, the product consisted in a quantitative 1:1 mixture of the epimers **7**. These same elimination products **7** were obtained when the addition compounds **6** were treated with 2.0 mol of DBU. As described by Ballini et al. [7] for reactions between achiral nitroalkanes and dimethyl maleate by using DBU, formation of compounds **7** should

occur *via* the adducts **6**, through nitrous acid elimination induced by the presence of an electron withdrawing group at the β position to the nitro group. For the not isolated compound **8**, the new exocyclic double bond should isomerize to the more-stable, endocyclic conjugated diene **7**. In this sense, we have performed semiempirical calculations [8] for simplified model compounds of **7** and **8** ($\text{R}^1 = -\text{CHOH}-\text{CH}_2\text{OH}$), finding that the former was more stable by about 9.2 Kcal/mol.

Acknowledgements

This work was supported by grants from the Spanish Ministerio de Educación y Cultura (D.G.I.C.Y.T., Project PB95-0259-C02-01) and The Junta de Extremadura-Fondo Social Europeo (PRI97-C175). We also thank the Junta de Extremadura for a fellowship to M. V. Gil.

References and Notes

- [1] (a) Baer, H. H.; Urbas, L. In *The Chemistry of the Nitro and Nitroso Groups*; Feuer, H., Ed.; Interscience: New York, 1970, part 2, p. 75. (b) Bergmann, E. D.; Hinsberg, D.; Pappo, R. *Org. Reactions* **1959**, *10*, 179. (c) Oare, D. A.; Heathcock, C. H. In *Topics in Stereochemistry*; Eliel, E. L.; Wilen, S. H.; Eds.; Interscience: New York, 1989, vol. 19, p. 227.
- [2] (a) Seebach, D.; Colvin, E. W.; Leher, F.; Weller, T. *Chimia* **1979**, *33*, 1. (b) Rosini, G.; Ballini, R.; Pctrini, M.; Sorrenti, P. *Synthesis* **1985**, 515. (c) Ono, N.; Kaji, A. *Synthesis* **1986**, 639. (d) Ballini, R.; Bosica, G. *Synthesis* **1994**, 723. (e) Rosini, G.; Ballini, R. *Synthesis* **1988**, 833.
- [3] (a) Schmalz, H. G. In *Comprehensive Organic Synthesis*; Trost, B. M., Ed.; Pergamon Press: New York, 1991, vol. 4, p. 199. (b) Barco, A.; Bonetti, S.; De Risi, C.; Pollini, G. P.; Romagnoli, R.; Spalutto, G.; Zanirato, V. *Tetrahedron* **1994**, *50*, 2583.
- [4] (a) Moreno, M. Ch.; Plumet, J.; Román, E.; Serrano, J. A.; López, M.; Ruiz-Pérez, C.; *Tetrahedron Lett.* **1989**, *30*, 3179. (b) Serrano, J. A.; Moreno, M. Ch.; Román, E.; Arjona, O.; Plumet, J.; Jiménez, J. *J. Chem. Soc., Perkin Trans. 1* **1991**, 3207.
- [5] Crystal data for **4a** ($R^2 = \text{COOCH}_3$): Data were acquired with a Siemens P4 diffractometer and graphite monochromatized Mo-K_α radiation ($\lambda = 0.71073 \text{ \AA}$). $\text{C}_{27}\text{H}_{39}\text{NO}_{14}$ (601.61), crystal size 0.48 x 0.34 x 0.30 mm, monoclinic, space group P2_1 , 298 K, $a = 9.880(1)$, $b = 16.916(1)$, $c = 10.006(1) \text{ \AA}$, $\beta = 107.99(1)^\circ$, $V = 1590.5(5) \text{ \AA}^3$, $Z = 2$; $D_c = 1.256 \text{ Mg/m}^3$, $F(000) = 640$, $\mu = 0.102 \text{ mm}^{-1}$. A total of 5863 reflections were collected in the $2^\circ < 2\theta < 60^\circ$ range using variable speed ($3\text{-}45^\circ/\text{m}$) $\omega/2\theta$ -scan mode, and of these 5066 were independent ($R_{\text{int}} = 0.021$). Three standard reflections monitored every 97 reflections indicated no significant intensity variation.
The structure was solved by direct methods and subsequent Fourier differences and refined by full-matrix least-squares using anisotropic thermal parameters for non-hydrogen atoms. The hydrogen atoms were located from a differential Fourier synthesis and placed in idealized positions ($\text{C-H} = 0.96 \text{ \AA}$) riding on their respective bonded atoms. The final refinement was carried out with a weighting scheme of $w^{-1} = \sigma^2(F_o) + 0.0015F_o^2$ and converged to $R(F) = 0.061$ and $R_w(F) = 0.072$ for 2402 reflections with $F_o > 4\sigma(F_o)$ and 378 refined parameters. The goodness of fit on F^2 was 1.27. The largest negative and positive peaks in the final difference map were 0.27 and -0.22 e\AA^{-3} . All calculations were performed on a Silicon Graphics Iris Indigo XS24 computer using the SHELXTL-IRIS program package.
Complete details of the structure investigation are available at request from the Cambridge Crystal Data Centre, 12 Union Road, Cambridge CB2 1EZ, England.
- [6] **4e**: $[\alpha]_D -2.61$ (c 0.52, CHCl_3); **5e**: $[\alpha]_D +2.40$ (c 0.50, CHCl_3). Nitroaldehydes **4e** and **5e** were prepared by oxidative cleavage with sodium metaperiodate of pentitols **4c** and **5d**, which were obtained by sodium methoxide deacetylation of **4a** and **5b**.
- [7] Ballini, R.; Rinaldi, A. *Tetrahedron Lett.* **1994**, *35*, 9247.
- [8] *Gaussian 94* (Revision D.3): Frisch, M. J.; Trucks, G. W.; Schlegel, B. H.; Gill, P. M. W.; Johnson, B. G.; Robb, M. A.; Cheeseman, J. R.; Keith, T.; Petersson, G. A.; Montgomery, J. A.; Raghavachari, K.; Al-Laham, M. A.; Zakrzewski, V. G.; Ortiz, J. V.; Foresman, J. B.; Cioslowsky, J.; Stefanov, B. B.; Nanayakkara, A.; Challacombe, M.; Peng, C. Y.; Ayala, P. Y.; Chen, W.; Wong, M. W.; Andres, J. L.; Replogle, E. S.; Gomperts, R.; Martin, R. L.; Fox, D. J.; Binkley, J. S.; Defrees, D. J.; Baker, J.; Stewart, J. P.; Head-Gordon, M.; Gonzalez, C.; Pople, J. A. Gaussian, Inc., Pittsburgh, PA, 1995.